

MATERIALS AND ACCESSORIES

KONE MonoSpace® Upgrade DX,
KONE MiniSpace™ Upgrade DX

MATERIALS AND ACCESSORIES FOR ELEVATOR CAR INTERIORS

This catalog presents our full selection of elevator car interior materials and accessories.

All the options included in our offering are designed to be both visually appealing and functional.

The materials and accessories presented in this catalog are available for KONE MonoSpace® Upgrade DX and KONE MiniSpace™ Upgrade DX.



reddot winner 2020


Wall finishes	3
Floor finishes	4
Door finishes	5
Ceilings	6
Standard mirrors	7
Handrails	7
Skirting	7
Tenant directories	7

Whatever type of building you're developing, we have a solution to fit your design, budget, and building-use requirements.



BUILD SMARTER

Take advantage of our new planning tools to help you save time, make the right decisions, and plan your elevator car interior down to the very last detail.



KONE CAR DESIGNER

Check out our themed design directions or create your own unique car interior by combining materials, lighting, and accessories, then bring your vision to life with 3D modeling.

KONE CAR DESIGNER MOBILE APP

Bring your elevator car designs to life with immersive virtual, mixed, and augmented reality experiences through your smartphone.

TRY OUR PLANNING TOOLS

www.kone.com



ATTRACTIVE, DURABLE WALL FINISHES

Design a car interior that's easier than ever to clean and maintain with our new range of functional materials. Our specialized anti-stain, anti-fingerprint coating helps keep colored stainless steel surfaces looking as good as new by preventing staining and making fingerprints less visible.

STEEL

BRUSHED STAINLESS STEEL



ST4
Silver brushed stainless steel
ST4AFP with anti-fingerprint coating

ST6AFP
Bronze brushed stainless steel with anti-fingerprint coating


CB
Carbon black brushed stainless steel with anti-fingerprint coating

ST43
Silver brushed stainless steel

PP18FT
Linen Brown, fine textured painted steel

PAINTED STEEL

METALLIC PAINTED STEEL



METP1FT
Champagne, fine textured metallic painted steel

METP5FT
Trustworthy Blue, fine textured metallic painted steel


METP6FT
Iron Stone, fine textured metallic painted steel

WS1
Light wooden printed steel

WS2
Warm wooden printed steel


WOODEN PRINTED STEEL

ETCHED STAINLESS STEEL



ST44S
Silver Wood, etched stainless steel

TEXTURED STAINLESS STEEL



TS2
Flemish Linen

LAMINATE

LAMINATE




L235
Whitened Ash, anti-microbial laminate

L236
Natural Oak, anti-microbial laminate

L239
Blackened Oak, anti-microbial laminate

L95
Natural Teak anti-microbial laminate


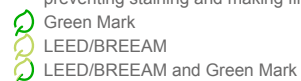
LAMINATE, 3D SURFACE



L101
Black, anti-microbial laminate

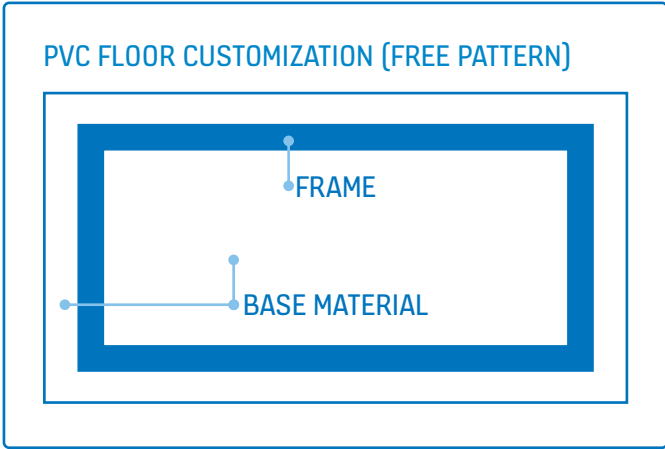

L102
Cream white, 3D anti-microbial laminate

* Anti-stain, anti-fingerprint coating:
This specialized coating helps keep colored stainless steel elevator materials looking as good as new by preventing staining and making fingerprints less visible.






FLOORS

There are several flooring options to choose from, including composite stone for long-lasting durability even under heavy use. Add the finishing touches to your design vision by creating a customized PVC or stone floor to match the building interior design.









DOOR FINISHES

Create a seamless look and feel by matching the elevator door finish with the car interior and landing entrances.




* Not available for KONE N MiniSpace™
 Green Mark
 LEED/BREEAM
 LEED/BREEAM and Green Mark

STEEL



BRUSHED STAINLESS STEEL

						
ST4 Silver brushed stainless steel ST4AFP with anti-fingerprint coating	ST2 Gold brushed stainless steel ST2AFP with anti-fingerprint coating	ST5 Copper brushed stainless steel ST5AFP with anti-fingerprint coating	ST6 Bronze brushed stainless steel ST6AFP with anti-fingerprint coating	ST7 Carbon black brushed stainless steel	CB Carbon black brushed stainless steel with anti-fingerprint coating	ST43 Silver brushed stainless steel







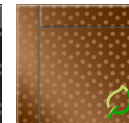
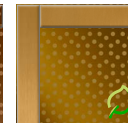
PAINTED STEEL

		
PP10FT Pure White, fine textured painted steel	PP18FT Linen Brown, fine textured painted steel	PP20FT Wool Gray, fine textured painted steel




METALLIC PAINTED STEEL

			
METP1FT Champagne, fine textured metallic painted steel	METP5FT Trustworthy Blue, fine textured metallic painted steel	METP6FT Iron Stone, fine textured metallic painted steel	METP7FT Metallic Black, fine textured metallic painted steel




ETCHED STAINLESS STEEL

							
ST28S Silver Pop, etched stainless steel	ST31S Silver High-rise, etched stainless steel	ST44S Silver Wood, etched stainless steel	ST36C Copper Graphics, etched stainless steel	ST42C * Copper Circle, etched stainless steel	ST42B * Carbon Black Circle, etched stainless steel	ST42BR Bronze Circle, etched stainless steel	ST42G Gold Circle, etched stainless steel

MIRROR-POLISHED STAINLESS STEEL

		
MP1 Silver mirror polished stainless steel	MP4 Copper mirror polished stainless steel	MP5 Carbon Black, mirror polished stainless steel



SATIN STAINLESS STEEL

		
MP6AFP Silver satin stainless steel with anti-fingerprint coating	MP8AFP Carbon black satin stainless steel with anti-fingerprint coating	MP9AFP Copper satin stainless steel with anti-fingerprint coating

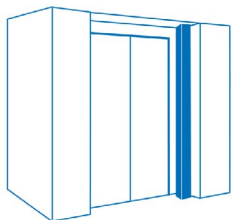
INDIRECT STAINLESS STEEL

	
ST21S Indirect brushed stainless steel	ST21B Carbon black indirect brushed stainless steel



TEXTURED STAINLESS STEEL

	
TS2 Flemish Linen	K Scottish Quad



DOOR MAP




BRUSHED STAINLESS STEEL

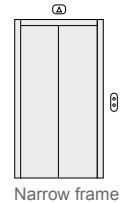
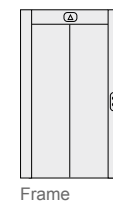
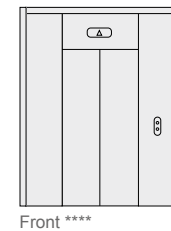
	
ST4 Silver brushed stainless steel, AISI304	ST2 Gold brushed stainless steel

MIRROR-POLISHED STAINLESS STEEL

	
MP1 Silver mirror polished stainless steel	MP4 Copper mirror polished stainless steel

PAINTED STEEL


PP10FT Pure White, fine textured painted steel



CEILING

Our extensive range of ceilings is complemented by attractive lighting suitable for different environments.



CL70
Lighting: LED tubes
Finishing: ST4



CL72
Lighting: LED tubes
Finishing: ST4, PP10FT



CL82
Lighting: LED spot
Finishing: ST4, PP10FT, MP1




CL91
Lighting: LED tubes
Finishing: ST4, PP10FT, ST43



CL96V
Lighting: LED PCB
Finishing: ST4, PP10FT
EN81-71 compliant

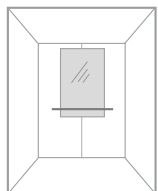


CL151
Lighting: LED panel
Finishing: ST4, MP2

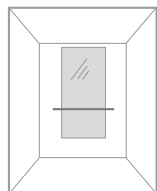


STANDARD MIRRORS

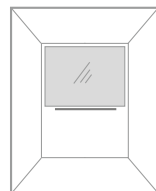
Mirrors are a great way to add a feeling of space and reflect key design elements inside the car.



MR1
Partial width
Partial height



MR1
Partial width
Mid height



MR1
Full width
Partial height


ACCESSORIES

Add the finishing touches with our wide range of elevator accessories.

HANDRAILS



SKIRTING



TENANT DIRECTORIES

KONE TENANT DIRECTORY



Materials:
Brushed stainless steel base
Tempered glass door
Brushed or polished aluminum

The tenant directory is completely customizable and can be easily updated according to your needs.

Directories can be installed either vertically or horizontally.

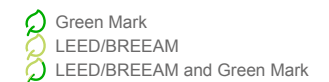
Sizes:



TD2 *



TD2 *



KONE provides innovative and eco-efficient solutions for elevators, escalators, automatic building doors and the systems that integrate them with today's intelligent buildings.

We support our customers every step of the way; from design, manufacturing and installation to maintenance and modernization. KONE is a global leader in helping our customers manage the smooth flow of people and goods throughout their buildings.

Our commitment to customers is present in all KONE solutions. This makes us a reliable partner throughout the life cycle of the building. We challenge the conventional wisdom of the industry. We are fast, flexible, and we have a well-deserved reputation as a technology leader, with such innovations as KONE MonoSpace® DX, KONE NanoSpace™ DX and KONE UltraRope®.

KONE employs close to 57,000 dedicated experts to serve you globally and locally.

KONE CORPORATION

Corporate offices

Keilasatama 3
P.O. Box 7
FI-02151 Espoo
Finland
Tel. +358 (0)204 751

www.kone.com

This publication is for general informational purposes only and we reserve the right at any time to alter the product design and specifications. No statement in this publication shall be construed as a warranty or condition, express or implied, as to any product, its fitness for any particular purpose, merchantability, quality or representation of the terms of any purchase agreement. Minor differences between printed and actual colors may exist. KONE MonoSpace® DX, KONE EcoDisc®, KONE Care® and People Flow® are registered trademarks of KONE Corporation. Copyright © 2021 KONE Corporation.