



The connected goods elevator is here

KONE TranSys™ DX

www.kone.com

Dedicated to
People Flow™



The power to connect

In an increasingly digitalized world, everything is connected, and elevators are no exception. The KONE TranSys™ DX redefines what an elevator built for demanding environments can be, with built-in connectivity for improved goods flow.

Powered by the compact, energy-efficient KONE EcoDisc® hoisting motor, the KONE TranSys DX not only has exceptional lifting power and performance, it also saves valuable space in your building by completely removing the need for a machine room.

We help you accelerate construction and lower construction costs with productivity enhancing construction time use solutions that help building projects finish ahead of schedule. Contact your local KONE sales representative to find out more.

- 01 Smoother logistics integration**
 with connectivityConnectivity makes it easier than ever to integrate goods elevators into your building's logistics chain. New services enabled by the KONE digital platform and KONE Partner Ecosystem, as well as application programming interfaces (APIs), help you get things from A to B as quickly and smoothly as possible.
- 02 Accelerate construction with improved productivity**
 With our new improved construction time solutions and processes, we can optimize your productivity and accelerate the completion of your building projects by several weeks or even months. We make people and material flows on-site as fast and efficient as possible.
- 03 Partner for smart and sustainable buildings**
 Make the right decisions first time and plan your elevator down to the very last detail with expert support. We also offer sustainable materials and technologies to help you achieve green building certifications and ensure compliance with safety codes and standards.
- 04 Create a durable and functional elevator car interior**
 Whatever type of building you're developing, we have wall, door, flooring, and accessory options to fit your design, budget, and building-use requirements.

Key specifications



API ready



Connected



Load capacity
5000 kg



Speed
1,00 m/s



A-Class
energy efficient
ISO 25745 rating



Max. travel
40 m



Max. floors
40



Max. group size
2



Regenerative drive
technology



Best-in-class energy efficiency

Save energy and cut your building's carbon footprint with a machine room-less elevator that offers eco-efficient hoisting, high-efficiency regenerative drive, long-lasting LED lighting, and energy-saving standby operation.



Easy loading and unloading

Get goods and passengers in and out with ease thanks to wide-opening doors and highly accurate leveling, plus a high sill load according to Class A loading requirements; other loading classes are available on request. With connectivity, staff moving heavy loads can optimize their route by calling an elevator remotely.




Compliance you can rely on

Enhance your elevator with solutions that ensure compliance with various codes and regulations, including accessibility, vandal-resistance, and operation during a fire.



Space efficiency

The compact design of the KONE EcoDisc hoisting machine and multi-panel door solution mean there is more space available in the shaft for a bigger elevator car.



Smoother logistics integration with connectivity

We have added connectivity to make KONE TranSys DX elevators smarter and more desirable. Connected people flow means your elevator solution never stands still and your building gets better with every update.

To bring you peace of mind in the digital world, cybersecurity and privacy are an integral part of all our digital services and connections. Monitoring our digital environments around the clock helps us take proper care of them for you now and in the future.

Accelerate construction with improved productivity

Our solutions help to maximize elevator uptime and move construction site workers and material around the building more efficiently during the construction process to help you finish your project sooner.



KONE Construction time use elevators

The final elevators equipped with protective materials so they can be used during construction



24/7 Connected Services

Uninterrupted people and material flow, and maximum accessibility and safety on site with predictive maintenance during construction

Plan for success with KONE as your partner

Your journey with KONE is a simple one. In a complex project, the pressure to stay on schedule and within plan is high. Our people and partners, from technicians to project managers, are fully committed to the highest customer satisfaction in the industry.

That is why we have the best processes and tools to support you every step of the way.

Professional project management

When you buy a solution from KONE, you're getting far more than just equipment and installation. Every single project we handle is led by a dedicated, accredited project manager with solid experience of running similar projects.

Building information modeling (BIM)

We use digital planning techniques like BIM to prepare for the installation process. This helps you understand and optimize your construction project.

Site readiness

To make sure everything we need is in place before we begin installation, we can monitor and report the readiness state of the site.

Efficient installation

The KONE elevator installation process doesn't require scaffolding, which cuts costs and minimizes disruption to other construction work on site.

Quality assurance and maintenance

Before your elevator is handed over, we take every necessary measure to ensure that you're taking delivery of a high-quality solution that will run as it should from day one.

Plan for success with KONE as your partner

Now more than ever, it's vital we work together to build smart, sustainable, and adaptable buildings that last. Build greener and make sure your project is on track to meet industry codes and standards with our next-generation planning tools, safe and sustainable materials, and expert support.

Build greener

KONE solutions and expertise can make all the difference when you're aiming to achieve green building certifications and credits for schemes like BREEAM, LEED, and Green Mark.

Build to standards

The KONE TranSys DX complies with all relevant industry codes and standards. Talk to your local KONE sales representative about how we can support you with issues such as accessibility, vandal-resistance, and fire code compliance.

Build with a Partner

You benefit from comprehensive support throughout your building's lifecycle, from expert planning advice to flexible maintenance and modernization solutions and services.

Create a durable and functional elevator car interior

Our next-generation planning tools help you save time, make the right decisions first time, and plan your elevator down to the very last detail.


Scan the QR code to try the KONE Studio




[www.kone.com/\[UPDATE URL & QR\]](http://www.kone.com/[UPDATE URL & QR])

Accessories


Wall and door materials




A
316 Grade Stainless steel
Ⓢ Ⓡ




F
304 grade Stainless steel
Ⓢ Ⓡ



ST4
Silver brushed stainless steel
Ⓢ Ⓡ



ST4AFP*
Silver brushed stainless steel with anti-fingerprint coating
Ⓢ Ⓡ




ST43
Silver brushed, stainless steel
Ⓢ




PP18FT
Linen brown, fine textured painted steel
Ⓢ Ⓡ



PP20FT
Wool gray, fine textured painted steel
Ⓢ Ⓡ



TS1
Flemish Linen, Silver
Ⓢ



K
Scottish Quad
Ⓢ Ⓡ


Floor materials




AL
Aluminium
Ⓢ Ⓡ




FE-1
Tear plate, zinc-coated steel floor



SS*
Stainless steel
Ⓢ Ⓡ



RC7
Coin pattern, rubber floor




ST4
Silver brushed stainless steel
Ⓢ Ⓡ



ST2
Gold brushed stainless steel
Ⓢ



MP1
Silver mirror-polished stainless steel
Ⓢ



MP4
Copper mirror-polished stainless steel
Ⓢ



PP10FT
Pure white, fine textured painted steel
Ⓢ Ⓡ

Wall map materials

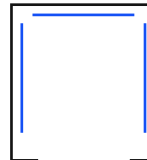
Handrails



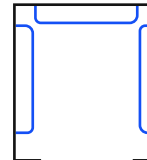
HR61
ST4
Ⓢ Ⓡ



HR64
ST4



HR61
Round tube with straight ends



HR64
Tube with rounded ends

Buffer rails



BR1
Steel



BR1
Wood

Mirror



Mirrors are available with clear glass without fixings in partial width, partial height & partial width, mid height

Ceilings



LF1
Lighting: LED tubes
Finishing: PP10FT



LF18
lighting: LED Strip
finishing: ST4, ST43, MP1, PP10FT



CL80
Lighting: LED spot
Finishing: ST4
Ⓢ



CL91
Lighting: LED tubes
Finishing: ST4, PP10FT, ST43

Note:


Ⓢ Nordic Swan Ecolabel

Ⓡ LEED/BREEAM

* Anti-stain, anti-fingerprint coating: This specialized coating helps keep colored stainless steel elevator materials looking as good as new by preventing staining and making fingerprints less visible.

KDS 330 – Built for today, ready for tomorrow

Car operating panel (COP)



FH COP



FH COP

The flush-mounted KDS 330 signalization family for residential and commercial buildings is a revolution in elevator design. Its modular structure means you can swap out different elements – such as the faceplate, display, and even buttons – to add new functions and create a unique look and feel.



Horizontal COP
(KDS floor button)

Faceplate finishes

Silver (ST4AFP) with anti-fingerprint coating

Mounting type

Full-height COP flush mounted
Swing COP type
Landing devices flush/surface mounted
Large HL only flush mounted

Display

9 inch STN LCD (COP)
5.7 inch STN LCD (COP, HI)
dot-matrix (White, Red – COP, Landing)
4.3 inch STN LCD (LCI, LCII)
Media screen

Button

Tempered glass button, Stainless steel button, Aus button, Singapore button, EN81-70 button, Relief marking round surface button for EN81-70_2021_A1

Landing call stations



Duplex
LCI



Simplex
LCI

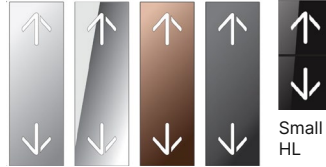


LCS



Keyswitch

Hall lanterns and indicators



Large HL



HLI

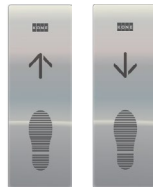
HI

Buttons



ST2

Foot button



FB

KDS 220 - Carefully crafted reliability

Car operating panel (COP)



Full
height COP



Partial
height COP

The KDS 220 signalization family provides excellent usability and reliability in a timeless design. Bright contrast LED or LCD displays and black and white operating buttons provide clear guidance for passengers inside the elevator car and on landings, while the sleek steel and tempered glass materials are stylish and durable.



Horizontal COP
(KDS floor button)

Faceplate finishes

Silver (ST4AFP) with anti-fingerprint coating

Mounting types

Surface mounted: landing, partial height & horizontal COP
Flush mounted: full-height COP

Display

7-segment, dot-matrix. STN LCD
Amber LED, White LED

Buttons

Round surface mounted, Braille as an option, Square surface mounted with braille for EN81-70-2018, Relief marking round surface button for EN81-70_2021_A1

Landing devices



Duplex LCI



Simplex LCI

Hall lanterns and indicators



HI

HL

Buttons

Silver stainless steel with Braille
Black glass

Silver stainless steel
Relief marking round surface

Landing call station



LCS without
indicator



KONE provides innovative and eco-efficient solutions for elevators, escalators, automatic building doors and the systems that integrate them with today's intelligent buildings. We support our customers every step of the way: from design, manufacturing and installation to maintenance and modernization. KONE is a global leader in managing the smooth flow of people and goods throughout buildings. This makes us a reliable partner throughout the life cycle of buildings. We are fast, flexible, and we have a well-deserved reputation as a technology leader, with such innovations as KONE 24/7 Connected Services and KONE UltraRope®. KONE employs over 63,000 dedicated experts to serve you globally and locally.

KONE Corporation

Corporate offices

Keilasatama 3
P.O. Box 7
Espoo, 02150
Finland

Tel.: +358 (0)204 75 1
Fax: +358 (0)204 75 4496

Business Identity Code: 1927400-1

This publication is for general informational purposes only and we reserve the right at any time to alter the product design and specifications. No statement in this publication shall be construed as a warranty or condition, express or implied, as to any product, its fitness for any particular purpose, merchantability, quality or representation of the terms of any purchase agreement. Minor differences between printed and actual colors may exist. KONE MonoSpace® DX, KONE EcoDisc® and People Flow® are registered trademarks of KONE Corporation. Copyright © 2024 KONE Corporation.

www.kone.com

**Dedicated to
People Flow™**