



Redefine the user experience

Materials, accessories, and user interface devices for KONE elevators

www.kone.com

Dedicated to
People Flow™



Contents

Introduction	2
Essential range.....	3
Refined range.....	9
Elegant range.....	13
Mix and match	18
KONE Digital Experience Cars	19
Solutions for accessibility	21
Solutions for durability	22
Solutions for scenic elevators.....	23

Redefine the user experience

The interior of an elevator significantly contributes to the overall architectural ambiance of a building. Same way as any other space, an elevator elevates the experience of your building with user friendly finishing, good lighting, harmonious soundscape and even digital media content.

You can choose one of our predefined interior ranges or mix and match between ranges to create your own preferred combination.

Build greener

Materials are compliant with LEED low-emitting materials, BREEAM indoor air quality and Nordic Swan material precondition requirements.

Availability

[KONE E MONOSPACE DX](#)

[KONE N MONOSPACE DX](#)

[KONE S MONOSPACE DX](#)

[KONE E MINISPACE DX](#)

[KONE N MINISPACE DX](#)

[KONE MINISPACE DX](#)

Essential, Refined


Essential, Refined, Elegant

All

Essential, Refined

Essential, Refined, Elegant


All




Making everyday smoother



Pleasant continuity through spaces



Authentic and true interiors



Journey of multi-sensory experiences



Reference car interior

Wall: PP20FT Wool Gray, fine textured

Ceiling: CL80, lighting LED spot, finishing ST4

Floor: DG17, Gray Sand

Car operating panel: KDS220 full-height flush COP

Handrail: HR24R, Silver brushed stainless steel, AISI 304

Skirting: SK1 Silver brushed stainless steel

Door: PP20FT Wool Gray, fine textured

02.
201 - 258


Essential


Making everyday smoother


A curated selection of interiors with practical materials and accessories to enhance everyday life and deliver excellent value for residential and public buildings.


Walls


Brushed stainless steel





ST43
Silver





ST43LH
Silver long hairline







A
316 grade






F
304 grade


UPGRADE OPTION
Brushed stainless steel






ST4
Silver ST4AFP
with anti-fingerprint
coating
  






ST4LH
Silver long hairline
  


Painted steel





PP10FT
Pure White,
fine textured
 






PP18FT
Linen Brown,
fine textured
 






PP20FT
Wool Gray,
fine textured
 

Metallic painted steel







METP1FT
Champagne,
fine textured
 







METP7FT
Metallic Black,
fine textured
 


UPGRADE OPTION
Metallic printed steel






MS1
Metallic
Champagne
  





MS2
Metallic Coffee
  





MS3
Metallic Gray
  

UPGRADE OPTION
Wooden printed steel






WS1
Light
  




WS2
Warm
  




WS3
Dark
  







WS4
Black oak
  







WS5
White oak
  




UPGRADE OPTION
Pattern printed steel



RS1
White rock pattern
printed steel
  




RS2
Grey rock pattern
printed steel
  


Note:
 Upgrade option
 Nordic Swan Ecolabel
 LEED/BREEAM


Floors

Single-color PVC




D6
Light Brown





D25
Rocky Gray





D32
Nordic White




D33
Sandstone Brown




D34
Laurent Black


Patterned PVC



DG07



DG15
Himalayan Gray




DG16
Warm Sand



DG17
Gray Sand

Marble tile



MT1
Elegant Black




MT2
Frosty Gray







MT3
White Marble

Rubber




RC7
Coin pattern


Note:
 Upgrade option
 Nordic Swan Ecolabel
 LEED/BREEAM


Doors

Brushed stainless steel




ST43
Silver








ST43LH
Silver long hairline





UPGRADE OPTION

Brushed stainless steel





ST4
Silver
ST4AFP with
anti-fingerprint
coating
  






ST4LH
Silver long hairline
  


Painted steel




PP10FT
Pure White,
fine textured
 






PP18FT
Linen Brown,
fine textured
 






PP20FT
Wool Gray,
fine textured
 

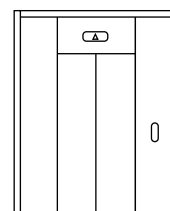
Metallic painted steel




METP1FT
Champagne,
fine textured
 



METP7FT
Metallic Black,
fine textured
 



Front



Frame





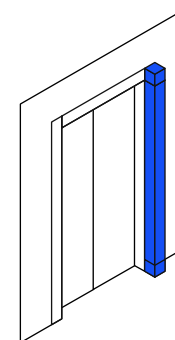
Narrow frame

Door MAP

Brushed stainless steel



ST4
Silver, AISI304
 




Ceilings

Direct lighting



CL71
Lighting: LED strip
Finishing: ST4, ST43



CL80
Lighting: LED spot
Finishing: ST43, PP10FT




CL91
Lighting: LED tube
Finishing: ST4, PP10FT, ST43



CL12 *
Lighting: LED spot
Finishing: ST43, PP10FT



LF18
Lighting: LED strip
Finishing: ST4, ST43, PP10FT



LF21S
Lighting: LED strip plus spot light
Finishing: PP10FT, ST4, ST43



LF71S
Lighting: LED strip
Finishing: ST4, ST43



LF80S
Lighting: LED spot
Finishing: ST4, ST43, PP10FT


UPGRADE OPTION

Direct lighting



LF91S
Lighting: LED strip
Finishing: PP10FT, ST4, ST43



CL80
Lighting: LED spot
Finishing: ST4


Finishing

-  Silver (ST4)   
-  Silver (ST43) 
-  Pure White (PP10FT)  

Handrails





HR24R
Silver brushed stainless steel
AISI304



HR31
Round aluminum with black
plastic end

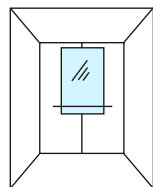
Skirtings



SK1
Silver brushed stainless steel





Mirrors

Standard mirror



MR1 *
Partial width
Partial height

Note:

- * Not available for KONE E MiniSpace
-  Upgrade option
-  Nordic Swan Ecolabel
-  LEED/BREEAM

KDS220

Car operating panel (COP)





Full height COP



Horizontal COP
(KDS floor button)

Faceplate finishing

-  Silver (ST4AFP)  with anti-fingerprint coating

Mounting types

Surface mounted: Landing, partial height & horizontal COP
Flush mounted: Full-height COP

Display

7-segment, dot-matrix, STN LCD
Amber LED, White LED

Buttons

Round surface mounted, braille as an option, square surface mounted with braille for EN81-70-2018, relief marking round surface button for EN 81-70:2021+A1:2022

Hall lanterns and indicators



Hall indicator



Hall lantern

Buttons



Silver stainless steel with Braille



Black glass



Silver stainless steel



Relief marking round surface

Landing devices



Duplex landing call interface



Simplex landing call interface

Landing call station



Landing call station without indicator

KSS280

Car operating panel (COP)



KSC288
Full height,
flush mounted

KSC276
Full height,
flush mounted

KSC286
Partial height,
surface
mounted



Device mounting type:

Faceplate: Surface mounted
Buttons: Surface mounted

COP display

5.7" LCD

Faceplate finishing

Asturias Satin (F)  









KONE Interact*

Car operating panel (COP)



KONE Interact 10

Faceplate finishing

-  Silver (ST4AFP) 
-  Asturias Satin (F)  
-  316 grade stainless steel (A)  

Mounting type


COP: Flush
Button: Surface mounted

COP display



5.7" LCD



7" full graphic **


COP lens



Black,
round



Black,
rectangular

Landing user interface (surface mounted)

Landing call stations



KSL170



KSL280



KSL284




KSL286
simplex




KSL286
duplex


Hall displays



KSH280






KSI286


Car hall lantern



KSJ280

Note:

- * KONE Interact COPs can be delivered with KONE Interact, KDS330 or KDS220 landing devices
- ** An upgrade for KONE Interact 10 EN 81-76
-  Upgrade option
-  Nordic Swan Ecolabel
-  LEED/BREEAM

Reference car interior

Wall: K Scottish Quad

Ceiling: CL109

Floor: MT1 Elegant Black

Mirror: MR1 partial width, mid height

Car operating panel: KDS330 full-height flush COP

Handrail: HR64, brushed stainless steel

Skirting: SK1

Door: K Scottish Quad

Refined


Pleasant continuity through spaces


Durable materials and accessories for residential, retail, or office buildings, with a diverse range of elements that can be easily interchanged to create a functional interior.






Walls

Textured stainless steel




K
Scottish Quad




TS1
Flemish Linen,
Silver
 

UPGRADE OPTION Mirror-polished stainless steel




MP1*
Silver
 


Floors

Composite stone



M4R / M4H
Natural White





M5R
Pebble Gray





M7R
Light Sand






M12R
Volakas White


Doors

Textured stainless steel



K**
Scottish Quad




TS1**
Flemish Linen,
Silver
 



MP1**
Silver
 

Ceilings

Direct lighting



CL72
Lighting: LED tube
Finishing: ST4, PP10FT



LF21S
Lighting: LED strip plus spot light
Finishing: MP1





LF80S
Lighting: LED spot
Finishing: MP1



LF91S
Lighting: LED strip
Finishing: MP1

Indirect lighting





CL109
Lighting: LED PCB
Finishing: ST4, PP10FT
 

Finishing

-  Silver (ST4) 
-  Pure white (PP10FT)  
-  Silver (MP1) 


Handrails



HR61
Silver brushed
stainless steel
 



HR64
Silver brushed
stainless steel

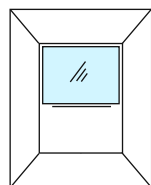


SK1
Silver brushed stainless steel
 

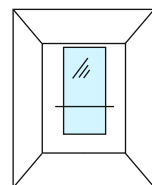
Skirtings

Mirrors

Standard mirror






MR1
Full width
Partial height



MR1
Partial width
Mid height

Note:

- * Available only for rear wall in KONE E MonoSpace
- ** Not available for KONE E MonoSpace and KONE E MiniSpace
-  Upgrade option
-  Nordic Swan Ecolabel
-  LEED/BREEAM

KDS330*

Car operating panel (COP)



Swing COP

Wide COP

FH COP

Touchless
COP

Touch
COP

Faceplate finishing

- Silver (ST4AFP)
- Silver long hairline (ST4HL)
- Silver Mirror (MP1)

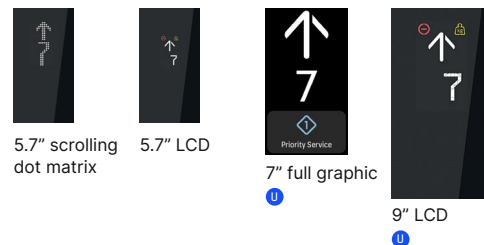
Mounting type

COP: Flush
Button: Flush or surface mounted

Other options

Button shape: Square or round
Button material: Tempered glass or stainless steel

COP display



UPGRADE OPTION

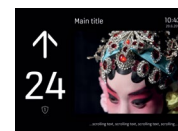
MediaScreen 100

Vertical



10.4" TFT LCD
12.1" TFT LCD
15" TFT LCD

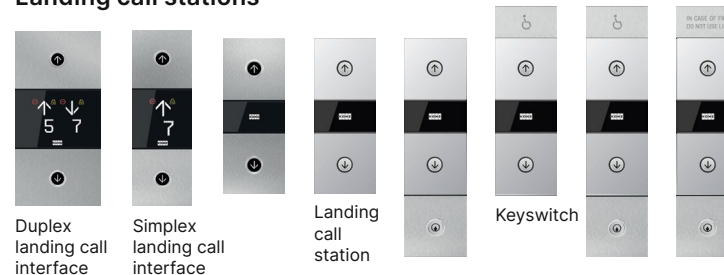
Horizontal



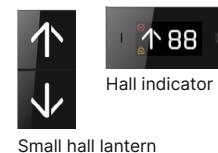
10.4" TFT LCD
12.1" TFT LCD
15" TFT LCD

Landing user interface (surface or flush mounted)

Landing call stations



Hall lanterns and indicators



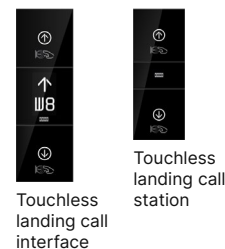
Buttons



ST2

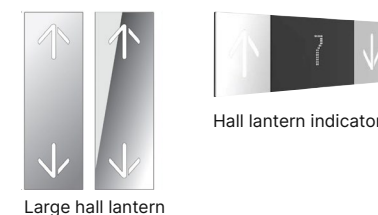
UPGRADE OPTION

Landing call stations



UPGRADE OPTION

Hall lanterns and indicators











Note:

- * Not available for KONE E MiniSpace
- Upgrade option
- Nordic Swan Ecolabel
- LEED/BREEAM

KONE Interact*

Car operating panel (COP)

Faceplate finishing

-  Silver (ST4AFP) 
-  Asturias Satin (F)  
-  316 grade stainless steel (A)  

Mounting type

COP: Flush
Button: Surface mounted

COP display



7" full graphic



10.1" Smart TFT



COP lens



Black, round



Black, rectangular

UPGRADE OPTION
COP lens



Magic Mirror, round



Landing user interface
(surface mounted)

Landing call stations



KLX02

Hall display






KIX01


Refined design

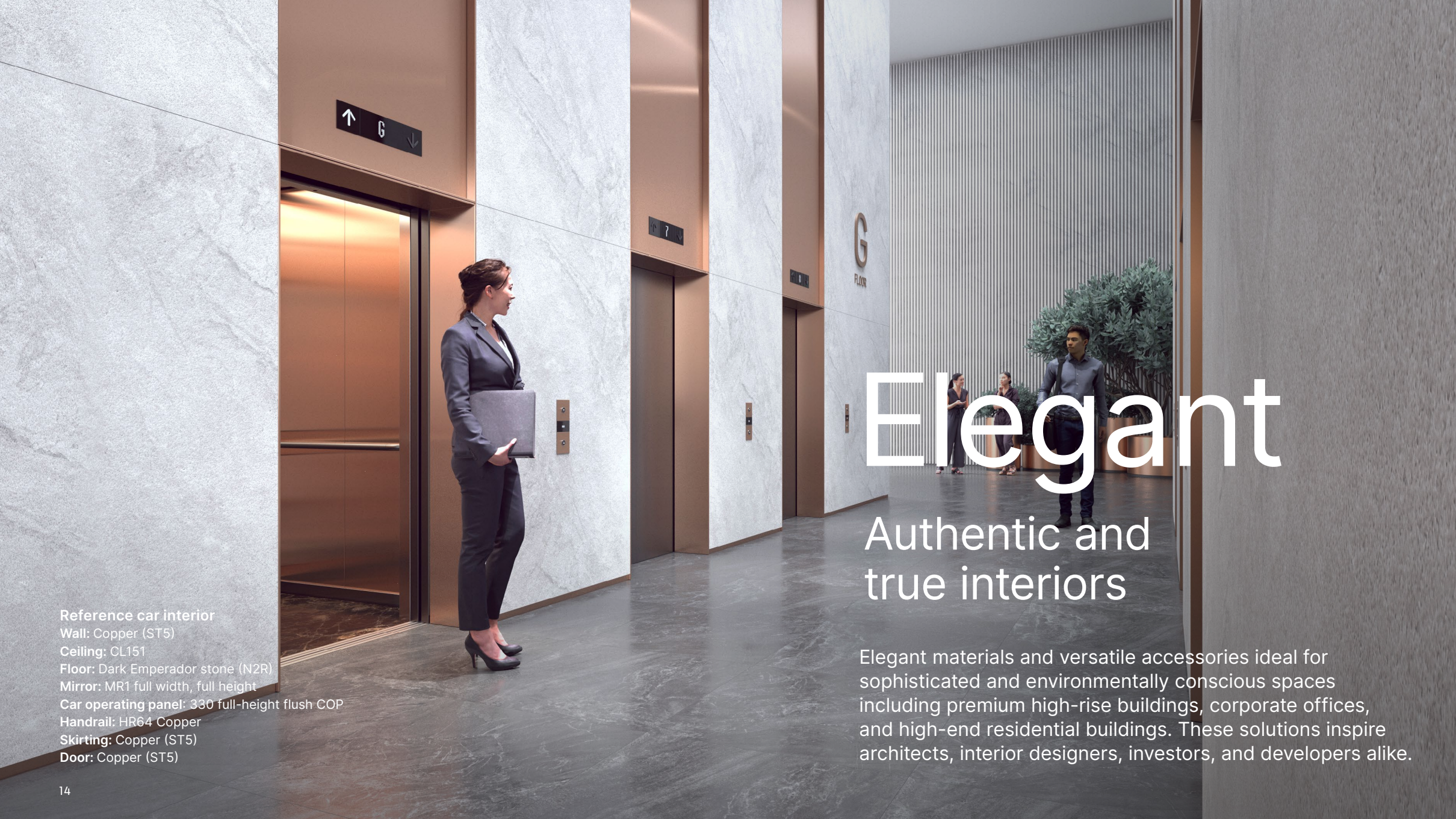
KONE Interact 20

Our versatile, modern user interface device range has everything you need to ensure clear guidance and make elevators as easy as possible for people to use.

Note:

- * KONE Interact COPs can be delivered with KONE Interact, KDS330 or KDS220 landing devices
-  Upgrade option
-  Nordic Swan Ecolabel
-  LEED/BREEAM





Reference car interior

Wall: Copper (ST5)

Ceiling: CL151

Floor: Dark Emperador stone (N2R)

Mirror: MR1 full width, full height

Car operating panel: 330 full-height flush COP

Handrail: HR64 Copper

Skirting: Copper (ST5)

Door: Copper (ST5)

Elegant

Authentic and true interiors

Elegant materials and versatile accessories ideal for sophisticated and environmentally conscious spaces including premium high-rise buildings, corporate offices, and high-end residential buildings. These solutions inspire architects, interior designers, investors, and developers alike.

Walls

Brushed stainless steel



ST2
Gold



ST5
Copper
🔄🌿



ST6
Bronze
🔄🌿



ST7
Carbon Black
🔄🌿



ST8
Champagne Gold
🌿

UPGRADE OPTION

Brushed stainless steel



ST2AFP
Gold with
anti-fingerprint
coating
🔄🌿



ST5AFP
Copper with
anti-fingerprint
coating
🔄🌿




ST6AFP
Bronze with
anti-fingerprint
coating
🔄🌿



CB
Carbon Black with
anti-fingerprint
coating
🔄🌿


Mirror-polished stainless steel




MP4
Copper
🌿




MP5
Carbon Black
🌿



MP6AFP
Silver with
anti-fingerprint
coating
🔄🌿




MP8AFP
Carbon Black with
anti-fingerprint
coating
🔄🌿



MP9AFP
Copper with
anti-fingerprint
coating
🔄🌿

UPGRADE OPTION

Satin stainless steel *



Note:

* Not available for KONE E MonoSpace and KONE E MiniSpace


🔄 Upgrade option
🌿 Nordic Swan Ecolabel
LEED/BREEAM

Doors


Brushed stainless steel



ST2
Gold




ST5
Copper



ST6
Bronze



ST7
Carbon Black



ST8
Champagne Gold




UPGRADE OPTION


Brushed stainless steel




ST2AFP
Gold with
anti-fingerprint
coating



ST5AFP
Copper with
anti-fingerprint
coating



ST6AFP
Bronze with
anti-fingerprint
coating



CB
Carbon Black with
anti-fingerprint
coating



Mirror-polished stainless steel *



MP4
Copper



MP5
Carbon Black



Satin stainless steel *



MP6AFP
Silver with
anti-fingerprint
coating



MP8AFP
Carbon Black with
anti-fingerprint
coating



MP9AFP
Copper with
anti-fingerprint
coating



Floors

Real granite




M3R / M3H **
Black Golden Sand
stone



Real marble



N1R **
Castle Gray stone



N2R **
Dark Emperor
stone



Note:

* Not available for KONE E MonoSpace and KONE E MiniSpace

** Not available for KONE E MiniSpace

U Upgrade option

LEED/BREEAM

LEED/BREEAM

Ceilings

Inirect lighting



CL181
Lighting: LED strip, wall washer lighting
Finishing: MP1, MP2

UPGRADE OPTION
Direct lighting



CL151
Lighting: LED panel
Finishing: ST4, MP2

Ceiling finishing

- Silver (ST4) [Upgrade icon] [Ecolabel icon]
- Silver (ST43) [Ecolabel icon]
- Pure white (PP10FT) [Upgrade icon] [Ecolabel icon]
- Silver (MP1) [Ecolabel icon]
- Gold (MP2) [Ecolabel icon]

Skirtings



ST2
Gold




ST5
Copper



ST6
Bronze



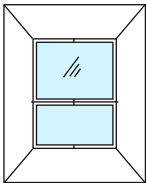
ST8
Champagne Gold



ST7
Carbon Black

Mirrors

Standard mirror



MR1
Full width
Full height

Handrails



HR61
Brushed stainless steel in
gold, copper, bronze, Carbon
Black, Champagne Gold, or P70
anti-bacteria finish



HR64
Brushed stainless steel in
gold, copper, bronze, Carbon
Black, Champagne Gold, or P70
anti-bacteria finish

Note:
[Upgrade icon] Upgrade option
[Ecolabel icon] Nordic Swan Ecolabel
[Ecolabel icon] LEED/BREEAM

KONE Interact 20 *

Car operating panel (COP)



KONE Interact 20

Faceplate finishing



Mounting type

COP: Flush
Button: Surface mounted

COP display



7" full graphic



10.1" Smart TFT

COP lens



Black, round



Black, rectangular

COP lens



Magic Mirror, round



Magic Mirror, rectangular

Note:

* KONE Interact COPs can be delivered with KONE Interact, KDS330 or KDS220 landing devices


Upgrade option

Nordic Swan Ecolabel

LEED/BREEAM

Landing user interface (surface mounted)

Landing call stations



KLX02

Hall display



KIX01

Landing user interface (flush mounted)

Landing call stations



KSL 750

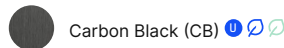
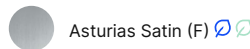


KSK751




KSK750


Faceplate finishes



Hall displays



KSI 756



KSH 750



KSI 753





























KSA 753

KDS330*

Car operating panel (COP)



Faceplate finishing

- | | |
|---|---|
|  Champagne (ST8)  |  Silver (MP6AFP)   |
|  Silver Mirror (MP1)  |  Carbon Black (MP8AFP)   |
|  Copper (MP4)  |  Copper (MP9AFP)   |
|  Carbon Black (MP5)  |  Carbon Black (CB)   |
|  Gold (ST2AFP)  | |
|  Copper (ST5AFP)  | |
|  Bronze (ST6AFP)  | |

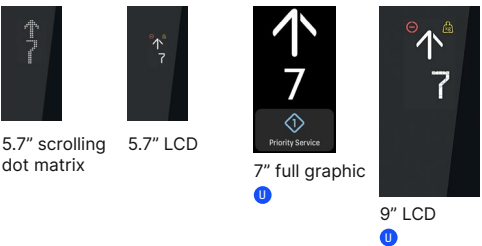
Mounting type

COP: Flush
Button: Flush or surface mounted

Other options

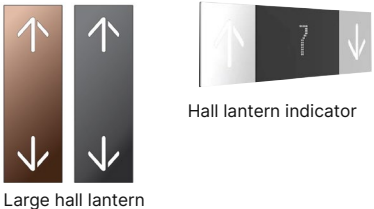
Button shape: Square or round
Button material: Tempered glass or stainless steel

COP display



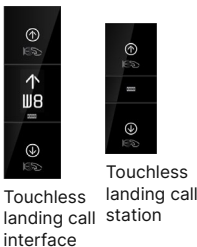
Landing user interface (surface or flush mounted)

Hall lanterns and indicators



UPGRADE OPTION


Landing call stations



UPGRADE OPTION


MediaScreen 100

Vertical






10.4" TFT LCD
12.1" TFT LCD
15" TFT LCD

Horizontal



10.4" TFT LCD
12.1" TFT LCD
15" TFT LCD

Note:
* Not available for KONE E MonoSpace and KONE E MiniSpace
 Upgrade option
 Nordic Swan Ecolabel
 LEED/BREEAM

Mix & match

Couldn't find what you're looking for in one range? Don't worry, you're still free to mix and match materials and accessories from one range to another.

Build smarter

Save time, make the right decisions, and plan your elevator car interior down to the very last detail with our KONE Studio tools.

Scan the QR code to
try KONE Studio

[www.kone.com/\[UPDATE URL & QR CODE\]](http://www.kone.com/[UPDATE URL & QR CODE])





KONE Digital Experience Cars

A man and a young girl are shown from the chest up, smiling and looking upwards. They are in a digital experience car, with a background of falling blue and purple confetti. The man is wearing a grey blazer over a brown turtleneck, and the girl is wearing a dark top. The background is a vibrant blue with purple and blue confetti falling around them.

Sometimes the elevator ride
is about more than the destination

Create a unique journey for people in your building by giving them a whole new world of multi-sensory experiences to enjoy. With dynamic sound, vivid colors, and immersive themes, the KONE Digital Experience Car can be tailored to capture your attention or soothe your senses.

Three types of KONE Digital Experience cars





When durability matters

In tough environments like commercial or industrial premises, durable materials and accessories are essential to keep your elevator looking good and working reliably.

Note:

* Not available for KONE E MonoSpace and KONE E MiniSpace

** Not available for KONE E MiniSpace


Extended lead time

Nordic Swan Ecolabel

LEED/BREEAM

Walls

Corrosion-resistant steel



A
316 grade stainless steel

Floors

Tear plate



FE-1 *
Zinc-coated steel




AL *
Aluminum



SS *
Stainless steel

Doors

Corrosion resistant steel



A
316 grade stainless steel

Ceilings

Vandal-resistant (EN81-71 compliant) ceilings



CL80V (EN81-71 compliant) *
Lighting: LED spot
Finishing: ST4, ST43, PP10FT, MP1



CL96V (EN81-71 compliant) *,
Lighting: LED PCB
Finishing: ST4, PP10FT

Firefighter (EN81-72 compliant) ceilings



CL80FFL (EN81-72 compliant) **
Lighting: LED spot
Finishing: ST4



CL96FFL (EN81-72 compliant) *
Lighting: LED PCB
Finishing: ST4, PP10FT

Ceiling finishing



Silver (ST4)



Silver (ST43)



Pure white (PP10FT)



Silver (MP1)

Buffer rails



BR2
ST4 - Silver



BR2
L236 - Natural Oak

KSS140 – Vandal-resistant **

COP



KSC143PH
(partial height)
KSC143FH
(full height)

Faceplate finishing



Asturias Satin (F)



Scottish Quad (K)

Mounting type

COP: Flush
Button: Surface mounted

Landing devices



KSI143



KSL140

Accessibility for everyone

Our solutions are designed to improve flow within buildings for all users. When moving in and between buildings, even the smallest changes can greatly improve convenience.

Note:
* Not available for KONE E MonoSpace and KONE E MiniSpace

KDS330 – Built for today, ready for tomorrow

Horizontal car operating panel (COP)



Horizontal COP (SEC keypad)



Horizontal COP (SEC & TTC keypad)




Horizontal COP (KDS floor button)

KONE Tenant directory *


The tenant directory is completely customizable and can be easily updated according to your needs.

Directories can be installed either vertically or horizontally.

Sizes:



TD1



TD2



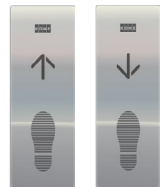
Materials:
Brushed stainless steel base
Tempered glass door
Brushed or polished aluminum

Mirrors



Wide-angle mirror

Foot button



FB

A window of opportunity

KONE Scenic elevator solutions combine proven technology and inspiring car designs to create elevators that are attractive and spacious, and which give you the opportunity to showcase your building.

Scenic elevators include glass car walls and a glass hoistway, and are used in a wide variety of environments, from office buildings, hotels, and retail centers to transportation hubs and cruise ships.

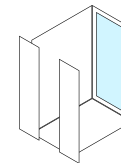
Not available for KONE E MiniSpace.

Walls

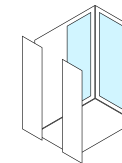
Transparent glass



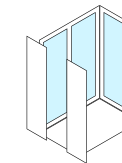
TW1
Glass
E P Q



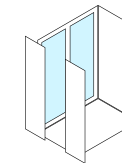
Rear



Partial



Full



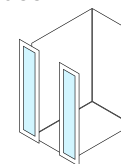
Through-type car

Doors

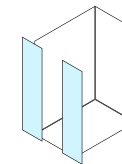
Transparent glass



TW1
Glass
E P Q



Glass door
with frame



Frameless
glass door

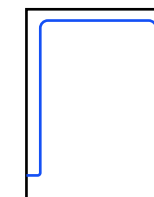
Handrails



HR81 – HR81TR (EN81-70)
ST4 Silver
ST2 Gold
P

Handrail finishing

- Silver (ST4) P Q
- Gold (ST2) Q



HR81TR is a continuous handrail that extends around all three car walls.

Note:

- E Extended lead time
- P Nordic Swan Ecolabel
- Q LEED/BREEAM



KONE provides innovative and eco-efficient solutions for elevators, escalators, automatic building doors and the systems that integrate them with today's intelligent buildings. We support our customers every step of the way: from design, manufacturing and installation to maintenance and modernization. KONE is a global leader in managing the smooth flow of people and goods throughout buildings. This makes us a reliable partner throughout the life cycle of buildings. We are fast, flexible, and we have a well-deserved reputation as a technology leader, with such innovations as KONE 24/7 Connected Services and KONE UltraRope®. KONE employs over 63,000 dedicated experts to serve you globally and locally.

KONE Corporation

Corporate offices

Keilasatama 3
P.O. Box 7
Espoo, 02150
Finland

Tel.: +358 (0)204 75 1
Fax: +358 (0)204 75 4496

Business Identity Code: 1927400-1

This publication is for general informational purposes only and we reserve the right at any time to alter the product design and specifications. No statement this publication contains shall be construed as a warranty or condition, express or implied, as to any product, its fitness for any particular purpose, merchantability, quality or representation of the terms of any purchase agreement. Minor differences between printed and actual colors may exist. KONE MonoSpace® DX, KONE EcoDisc® and People Flow® are registered trademarks of KONE Corporation. Copyright © 2024 KONE Corporation.

www.kone.com

**Dedicated to
People Flow™**