



KONE SIGNALIZATION

Our versatile, modern signalization range has everything you need to ensure clear guidance and make elevators as easy as possible for people to use. It includes flush and surface-mounted devices with a huge variety of options to cater for every possible design vision and practical requirement, including vandal-resistant features and options to ensure elevators are accessible for the visually impaired.


KDS 330 – BUILT FOR TODAY, READY FOR TOMORROW

The flush-mounted KDS 330 signalization family for residential and commercial buildings is a revolution in elevator design. Its modular structure means you can swap out different elements – such as the faceplate, display, and even buttons – to add new functions and create a unique look and feel. KDS330 touchless option available.



Green Mark
LEED/BREEAM
LEED/BREEAM and Green Mark option available.

CAR OPERATING PANEL (COP)



Swing COP FH COP FH COP Touchless COP Touch COP

Mounting type
Full-height COP flush mounted
Swing COP type
Landing devices flush/surface mounted
Large HL only flush mounted

Display
9 inch STN LCD (COP)
5.7 inch STN LCD (COP, HI)
dot-matrix (White, Red – COP, Landing)
4.3 inch STN LCD (LCI, LCII)
TFT LCD

Buttons
Tempered glass button, Stainless steel button, Aus button, Singapore button, EN81-70 button



Horizontal COP (SEC keypad)




Horizontal COP (SEC & TTC keypad)




Horizontal COP (KDS floor button)

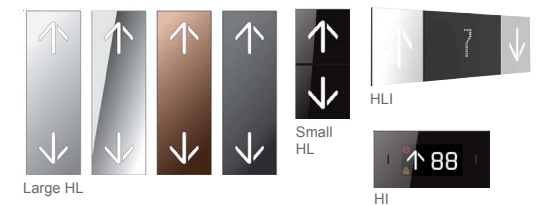
FINISHES




KONE MEDIASCREEN



HALL LANTERNS AND INDICATORS

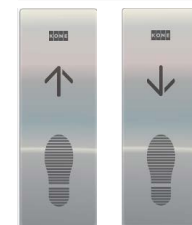


BUTTONS




ST2

FOOT BUTTON



FB

LANDING CALL STATIONS



Duplex LCI

Simplex LCI

LCS

Keyswitch

Touchless LCI

Touchless LCS

KDS 660 – FLEXIBLE ELEGANCE

The KDS 660 signalization family brings together excellent usability and striking visual design.

Ideal for offices, hotels, and high-end residential complexes, these elegant devices feature acrylic, glass, and stainless steel to add a touch of luxury to the elevator user experience.

CAR OPERATING PANEL (COP)



KDS Handicap COP



Keypad handicap COP



MediaScreen 100 display

Faceplate finishes

All listed below.

Buttons

Square button, Braille available
Main floor button, green

Button finishes

ST2AFP, ST4AFP, ST5AFP,
ST6AFP, CB


Displays (vertical and horizontal)

10.4" TFT full graphic LCD display
10.4" MediaScreen 100 display
12.1" TFT full graphic LCD display
15" MediaScreen 100 display

LANDING DEVICES



Hall lantern



Landing call station with key switch



Landing call station without key switch

FINISHES



ST4AFP


ST2AFP

ST5AFP

ST6AFP

ST21S

ST21B



MP1

MP4

MP5

MP6AFP

MP8AFP

MP9AFP



CB

KDS 220 - EXCELLENT USABILITY

Excellent usability and durable materials make the KONE KDS 220 a reliable choice. Whatever your elevator car interior, the timeless design provides the perfect complement.

CAR OPERATING PANEL (COP)



Full height COP

Faceplate finishes
Brushed stainless steel with anti-fingerprint coating (AFP)

Displays

7-segment (white or amber),
Dot-matrix (white or amber),
STN LCD (white)



Partial height COP



Horizontal COP (SEC Key Pad)



Horizontal COP (SEC & TTC keypad)



Horizontal COP (KDS floor button)

Mounting types

Surface mounted: landing, partial height & horizontal COP
Flush mounted: full-height COP

Buttons

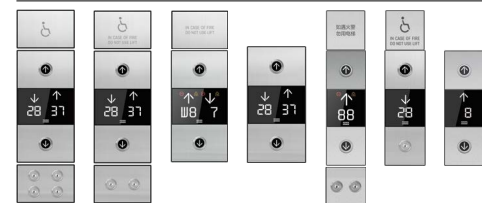
Round surface mounted, Braille as an option
Round surface mounted without braille & square surface mounted with braille for EN81-70-2018

FINISHES



ST4AFP

LANDING DEVICES



Duplex LCI

Simplex LCI

BUTTONS



Silver stainless steel with Braille



Black glass



Silver stainless steel

HALL LANTERNS & INDICATORS



HI



HL

LANDING CALL STATION



LCS without indicator

KSS 280 – MODERN DURABILITY

The KSS 280 signalization family is designed to provide simple, reliable guidance in low and medium-rise residential buildings. Available with a partial or full-height COP, it features a sleek, hardwearing stainless steel faceplate and clear segmented LCD displays for the COP and landing devices.

CAR OPERATING PANEL (COP)

Faceplate finishes
Asturias Satin Brushed
Stainless Steel (F)

Displays

Segmented LCD
LED display (KSH 280)



KSC 276
Full height,
Flush mounted



KSC 286
Partial height,
Surface mounted

LANDING DEVICES



KSI 286

KSH 280

KSJ 280

KSL 270



KSL 280



KSL 284



KSL 286
Simplex



KSL 286
Duplex



reddot design award
winner 2012

KSS 140 – READY FOR ANYTHING

The KSS 140 vandal-resistant signalization family is designed for low and mid-rise buildings where the elevator equipment needs to be able to cope with tough challenges. Everything from the faceplate to the buttons, displays, and even the screws, is designed to be vandal resistant. KSS 140 signalization complies with the EN81-71 (Cat 1) standard for vandal-resistant elevators.

CAR OPERATING PANEL (COP)

Faceplate finishes
Asturias Satin Brushed
Stainless Steel (F)

Scottish Quad Textured
Stainless Steel (K)

Displays

Scrolling dot matrix (amber)




KSC 143PH, Partial height
KSC 143FH, Full height

LANDING DEVICES



KSI 143

KSL 140



KSH 140

EN81-70
compliant
landing call
station